



U.S. DEPARTMENT OF THE INTERIOR

Office of Inspector General

Review of
**The National Park Service
Implementation
of the General Accounting
Office Recommendations
to Improve Travel Cost
Management**



United States Department of the Interior

OFFICE OF INSPECTOR GENERAL

Washington, D.C. 20240

March 18, 2004

Committee on Appropriations,
Subcommittee on Interior and Related Agencies,
Ms. Deborah Weatherly, Clerk
U.S. House of Representatives
B-308 Rayburn House Office Building
Washington, DC 20515-6023

Dear Ms. Weatherly:

In response to your request, we compared the travel costs provided to us by the National Park Service (NPS) for its domestic and foreign travel in fiscal year (FY) 2003 with the amount it reported to the General Accounting Office (GAO) in FY 2002. We also reviewed NPS implementation of three GAO recommendations in its February 2003 report, "Actions Needed to Improve Travel Cost Management," and obtained information on the foreign travel of NPS employees during FY 2003 and the first quarter of FY 2004.

In summary, figures provided by NPS for FY 2003 indicated that its travel costs declined by 13.8 percent in comparison to the figures it provided to GAO in FY 2002. We found that NPS had not implemented any of the GAO recommendations. Additionally, in FY 2003, NPS employees traveled to foreign locations 194 times at a cost of \$324,000, and headquarters NPS employees accounted for 41 percent of these travel costs. For the first quarter of FY 2004, NPS employees traveled to foreign locations 21 times at a cost of \$28,000, and headquarters staff accounted for 60 percent of these travel costs.

We attached a detailed analysis of the information we compiled in response to your request. If you have any questions about this information, please call me at (202) 208- 5745.

Sincerely,

Earl E. Devaney
Inspector General

BACKGROUND

The General Accounting Office (GAO) issued a report on the National Park Service (NPS) travel cost, entitled “Actions Needed to Improve Travel Costs Management” in February 2003. In its report, GAO assessed the availability of travel cost information at NPS, especially the costs of foreign travel and conference attendance, because the Committee had difficulty in obtaining this information. According to GAO, NPS reported that it annually incurred total travel costs of approximately \$39 million to \$50 million during Fiscal Year (FY) 1999 through FY 2002. However, GAO found that NPS did not know its actual costs for foreign travel or the travel costs related to attending conferences because it did not routinely record this information. Further, GAO reported that NPS’ travel accounting system was not consistent with Federal Travel Regulations.

GAO made three recommendations to improve the accounting for travel costs. In response to the report, the NPS concurred with the recommendations and stated that it planned to “complete implementation of an automated web-based travel system later this fiscal year [by September 2003], which will improve the travel data capturing process; including travel type and purpose.” In addition, the Director issued an October 25, 2002, memorandum that mandated a 17.5 percent reduction in travel costs for FY 2003.

We performed this review in accordance with the President’s Council on Integrity and Efficiency Quality Standards for Inspections. We did not review all aspects of NPS’ internal controls regarding travel expenses. NPS officials could not provide assurance that all travel dollars were captured in the data provided to us. We did not review all travel vouchers due to the decentralization of NPS and that its travel records are located nationwide. However, we were able to examine all foreign travel vouchers provided to us as of February 23, 2004, for the Washington Area Service Office (Headquarters).

At the request of the Subcommittee on Interior and Related Agencies, House Committee on Appropriations, we compared the travel costs incurred by NPS for both domestic and foreign travel in FY 2003 with the amount reported by NPS to the GAO in FY 2002. We also reviewed the status of actions taken by the NPS to implement the GAO recommendations. In

addition, we present information on foreign travel by NPS employees during FY 2003 and the first quarter of FY 2004 (Appendix 1).

Comparison of Travel Costs for FY 2002 and FY 2003

We compared the travel costs reported by NPS to the GAO for FY 2002 to the travel costs reported by NPS to our office in FY 2003. The comparison showed that NPS travel costs in FY 2003 were \$6.7 million (13.8 percent) lower than the GAO reported figures. **Figure 1 and Figure 2** provide detailed information by region for domestic and foreign travel.

**NPS Domestic Travel by Region
FY 2002 and FY 2003**

Region	2002 (GAO)^{1/}	2003 (NPS)^{2/}
Alaska Region	\$3,253,230	\$2,897,537
Intermountain Region	9,348,682	8,041,873
Northeast Region ^{3/}	5,873,181	4,740,673
Mid-West Region	4,256,335	3,600,731
National Capital Region	1,556,564	502,097
Pacific West Region	8,765,782	6,875,536
South East Region	5,395,575	3,713,745
Subtotal regional offices	\$38,449,349	\$30,372,192
Washington, D.C.	10,512,566	11,708,990
Total	\$48,961,915	\$42,081,182

^{1/} Estimated travel costs provided to GAO by NPS - Report No. GAO-03-354.

^{2/} Reported actual travel costs provided to OIG by NPS.

^{3/} Formally Mid-Atlantic Region.

Figure 1

**NPS Foreign Travel by Region
FY 2002 and FY 2003**

Region	2002 (GAO)^{1/}	2003 (NPS)^{2/}
Alaska Region	\$17,635	\$46,204
Intermountain Region	5,833	28,188
Northeast Region ^{3/}	23,495	17,989
Mid-West Region	14,305	5,283
National Capital Region	5,577	18,638
Pacific West Region	27,760	33,908
South East Region	4,053	22,952
Subtotal regional offices	\$98,658 ^{4/}	\$173,162 ^{4/}
Washington, D.C.	110,910	134,227 ^{5/}
Total	\$209,568	\$307,389

^{1/} Estimated travel costs provided to GAO by NPS - Report No. GAO-03-354.

^{2/} Reported actual travel costs provided to OIG by NPS.

^{3/} Formally Mid-Atlantic Region.

^{4/} National Park units foreign travel expenses of \$16,842 have been excluded for GAO comparison purposes.

^{5/} Based on our review of travel vouchers for foreign travel by the Washington, DC Office for FY 2003, we increased NPS reported travel costs by \$27,570. We did not review any travel vouchers for foreign travel for the other regions or offices.

Figure 2

STATUS OF THE GAO RECOMMENDATIONS

NPS has not implemented any of GAO's three recommendations. Furthermore, our difficulty in obtaining information on the costs of domestic and foreign travel clearly demonstrates that NPS still does not have an effective system to identify and segregate its travel costs by type of travel - a full year after the issuance of the GAO report.

NPS Still Cannot Track Travel Costs

GAO Recommendation 1 - Establish procedures for capturing travel data, including travel type and purpose, as required by the Federal Travel Regulations.

Status - Not implemented. NPS is currently converting to a new automated travel system, “Travel Manager,” that should significantly improve the integrity and completeness of the travel cost information. The new travel system is web-based, and NPS believes it will enable them to utilize its accounting system to sort their travel by type and purpose. We were told that the NPS target date for implementing Travel Manager is now scheduled for April 2004. Based on our review, we believe this date is unrealistic.

NPS Does Not Process Foreign Travel Vouchers Electronically

GAO Recommendation 2 - Enforce existing policy that requires all foreign travel vouchers to be processed electronically.

Status - Not implemented. NPS initially claimed that this recommendation would be implemented by October 2003 because the NPS planned to require all travel vouchers for foreign travel to be received, processed, and stored at the Accounting Operations Center (AOC).¹ However, this requirement has not been implemented.

Contrary to its assertions, AOC does not electronically process all foreign travel vouchers. The AOC merely collects and processes foreign travel vouchers for Headquarters employees only, not all NPS travelers. In addition, travel vouchers are still processed manually. The NPS said that while it is not electronically processing the vouchers, it does store all vouchers for foreign travel in a central location. However, we found that only the Headquarters travel vouchers were stored at the central location. For example, in August 2003, we requested that NPS provide us with a record of foreign travel taken during FY 2003. AOC could not generate the data and had to request it from the regional offices. We also determined that AOC was not accurately accumulating foreign travel costs for the Headquarters Office. When we finally obtained copies of foreign travel vouchers for the Headquarters Office, we found its travel expenses exceeded the amount NPS initially reported to us by about 11 percent.

We also determined that each of the foreign travel trips for Headquarters employees were more expensive than indicated in the initial details provided by the NPS. Specifically, the travel expenses provided by NPS did not

¹ According to NPS, the only exception to this policy is for trips to Canada and Mexico that do not require an overnight stay.

include any costs that were direct-billed to the Government, such as airfare and rental car expenses. We calculated that the cost data provided for Headquarters in FY 2003 was understated by \$27,570. The data NPS gave us for FY 2004 was also inaccurate. AOC initially gave us a listing showing four trips that totaled \$6,744. We questioned the accuracy of these figures and then obtained the actual copies of the travel vouchers for the Headquarters employees and found that there were eight trips, at a cost of \$17,001. Thus, the first quarter FY 2004 data were understated by \$10,257.

When we asked NPS officials if similar underreporting was likely to occur in other regions, NPS responded that its regions are responsible for accurately recording their travel data into the accounting system. NPS could provide no assurance that this underreporting was not widespread. Without reconciling data provided by the regions with the actual foreign travel vouchers, we cannot be assured that the foreign travel expenses NPS provided to us are accurate.

Based on our efforts to obtain foreign travel expenses for FY 2003 and the first 3 months of FY 2004, we concluded that NPS still cannot accurately report on the number and costs of foreign travel.

NPS Needs an Automated Travel System to Adequately Address Federal Requirements

***GAO Recommendation 3** - Address federal travel system requirements when designing and implementing the travel system scheduled for completion in FY 2003.*

Status - Not implemented. NPS has informed us that it is currently training personnel on the implementation of the new automated “Travel Manager.” Although NPS does not centrally maintain training records, officials indicated that Headquarters and the Northeast Region Office employees have not yet been trained on the web-based Travel Manager system and only some of the other regional employees have received training. However, until the design and implementation of the automated travel system is complete, NPS cannot satisfy, or even begin to address, federal requirements. We therefore consider this recommendation not implemented.

NPS Statistics on Foreign Travel

As the Subcommittee requested, we have provided statistics for both NPS as a whole and the Headquarters Office. NPS gave us information on all foreign travel for FYs 2003 and 2004 (first quarter only). We also reviewed individual foreign travel vouchers for all Headquarters employees. We compared the information NPS provided for the Headquarters Office to the information on the individual travel vouchers. As indicated above, we determined that NPS information was not accurate, and, therefore, we had to recompute costs for Headquarters. We were unable to perform the same review for the other NPS offices because of decentralized recordkeeping.

During FY 2003, 172 employees made 194 trips to foreign locations, costing \$324,231. During the first quarter of FY 2004, 20 employees made 21 trips to foreign locations, costing \$28,413. A summary of NPS' total cost expended for foreign travel and the number of travelers and trips is shown in **Figure 3** below.

Region	Employees		Trips		Cost	
	FY 2003	FY 2004	FY 2003	FY 2004	FY 2003	FY 2004
Alaska	21	3	25	3	48,891	1,629
Intermountain	31	3	33	3	34,313	3,723
Northeast	20	0	26	0	17,989	0
Midwest	7	4	8	4	11,805	1,023
National Capital Region	9	0	9	0	18,638	0
Pacific West	30	2	31	2	35,416	1,266
Southeast	12	1	13	1	22,952	3,771
Washington Area Service Office	42	7	49	8	\$134,227	\$17,001
Totals	172	20	194	21	\$324,231	\$28,413

Figure 3

The reason most cited for foreign travel in FY 2003 and for the first quarter of FY 2004 was to attend meetings, which was followed by conferences. Therefore, over the past 15 months, 56 percent of NPS foreign travel costs incurred have been for employees to attend a meeting or conference abroad. **Figures 4 and 5** show the total number of foreign trips taken, the cost of those trips, and the purpose for the trip. Interestingly enough, foreign travel to provide technical assistance makes up less than 1 percent of the travel.

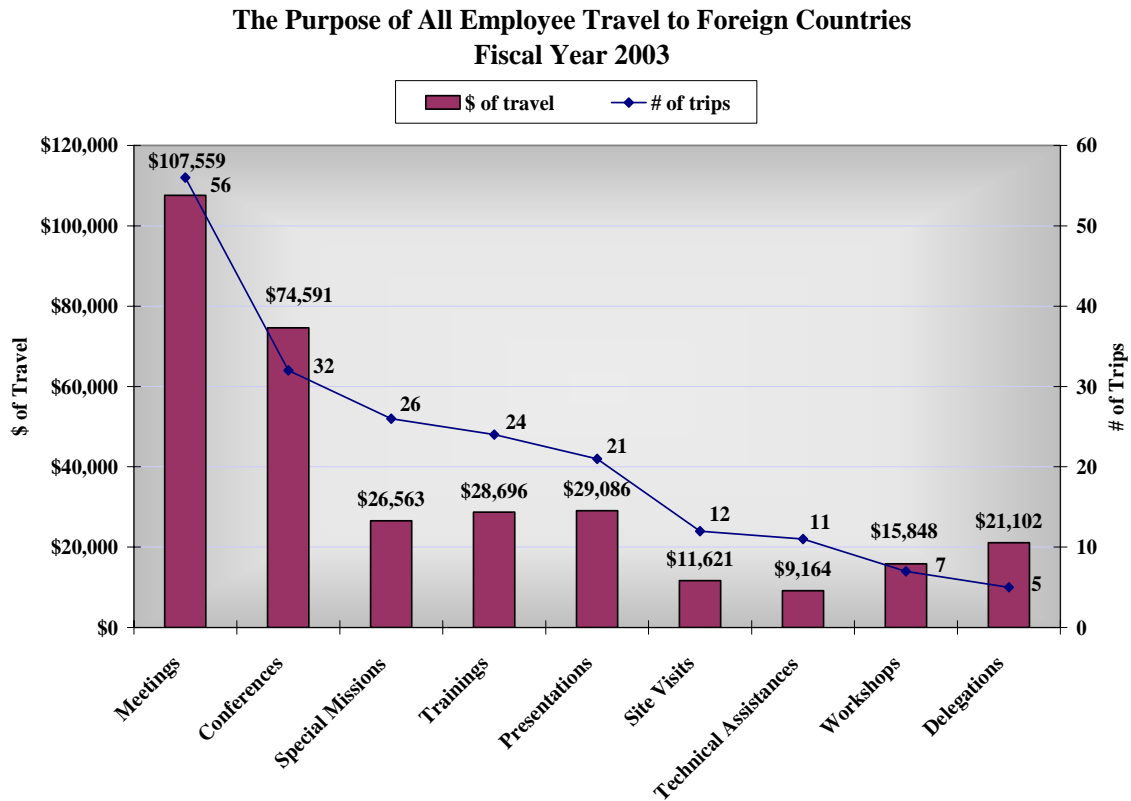


Figure 4

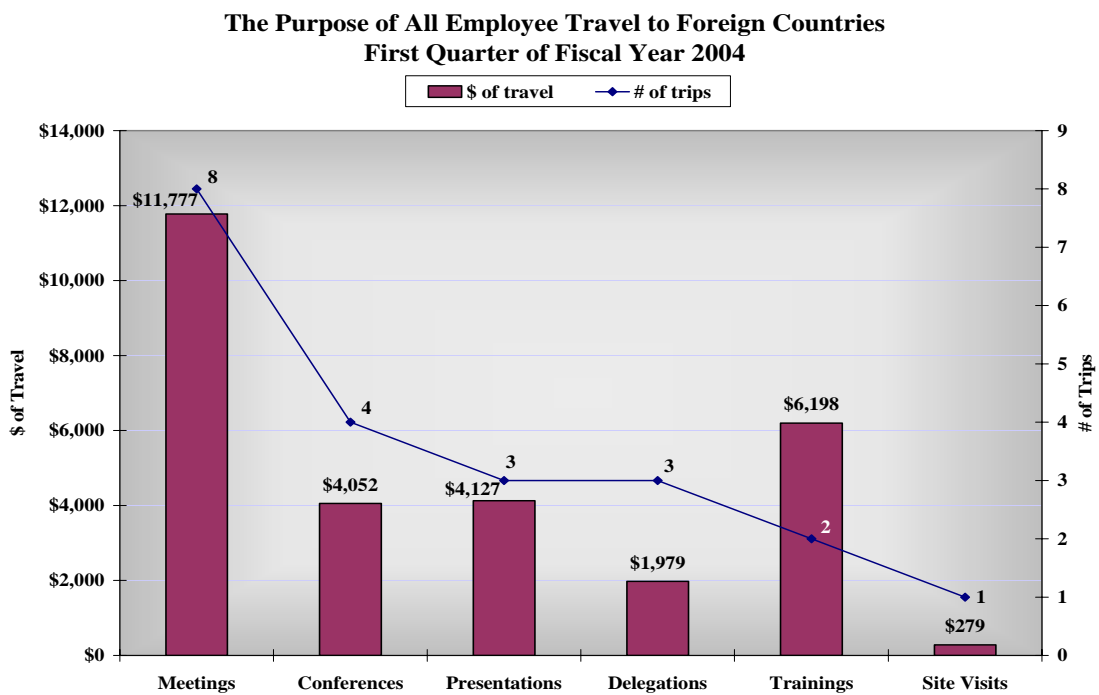


Figure 5

Canada was the foreign country most visited by NPS travelers with 67 visits in FY 2003, costing \$56,804, and 7 visits in FY 2004, costing \$3,146. Headquarters employees accounted for 10 of the 67 trips to Canada and \$16,595 of the \$56,804 cost in FY 2003. As of February 2004, there had been no trips to Canada during the current fiscal year. Other countries visited by NPS employees include Mexico, Russia, France, South Africa, and the United Kingdom. Appendix 2 contains a complete listing, sorted by traveler, of the foreign travel taken over the past 15 months.

We reviewed the foreign travel expenses and found that the Headquarters Office, while only comprising 13 percent of NPS staff, took 25 percent (49 trips) and spent 41 percent (\$134,227) of the travel costs to foreign locations during FY 2003 (**Figures 6 and 7**).

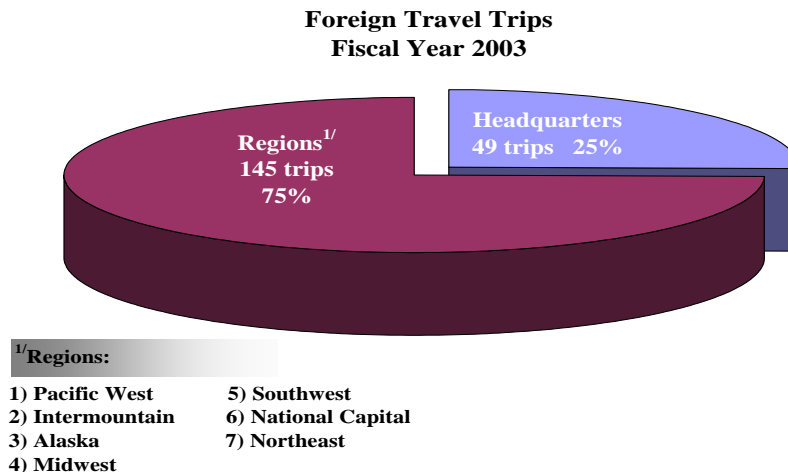


Figure 6

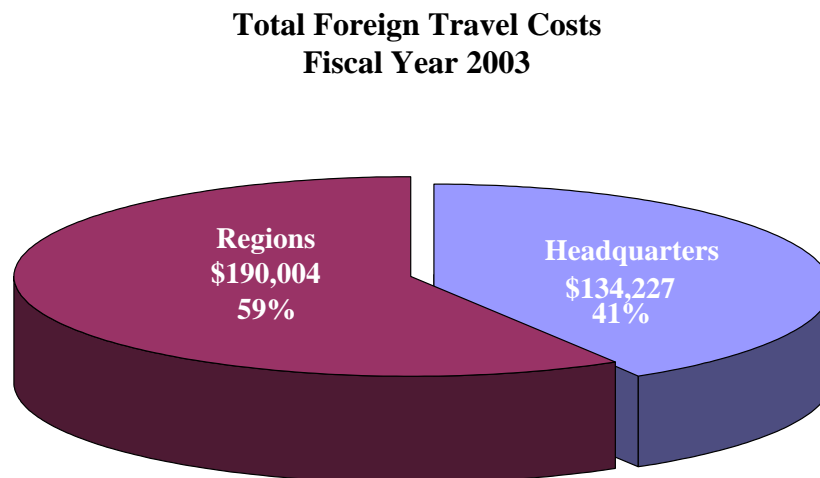


Figure 7

This trend of spending has continued during the first quarter of FY 2004. Our analysis shows that the Headquarters Office has taken 8 of the 21 foreign trips (38 percent) and spent \$17,001 (60 percent) of the foreign travel dollars spent through the end of the first quarter in FY 2004 (Figures 8 and 9).

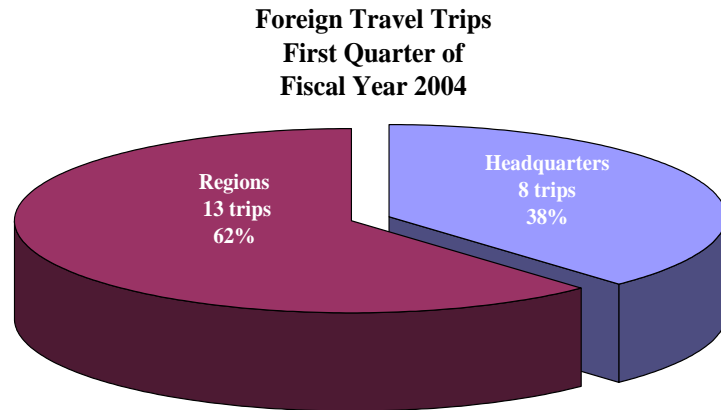


Figure 8



Figure 9

**NPS Foreign Travel by Region
FY 2003 and First Quarter of FY 2004**

Office	Last Name	First Name	Country	Traveler Total	Office Total	Region Total
WASO						\$151,228
AD Visitor & Resource Program			South Africa	\$4,396	\$4,396	
Administration			Argentina	\$3,165	\$3,165	
Alaska Division			Argentina	\$1,789	\$1,789	
Assistant Secretary Fish, Wildlife, Parks			France	\$4,105	\$4,105	
Concessions Management			Argentina	\$2,961	\$2,961	
Cultural Resources			Canada	\$895		
Cultural Resources			Italy	\$3,187		
Cultural Resources			Italy	\$1,385		
Cultural Resources			France	\$3,074		
Cultural Resources			Canada	\$1,017		
Cultural Resources			Canada	\$0		
Cultural Resources			Canada	\$1,346		
Cultural Resources			Canada	\$713		
Cultural Resources			Spain	\$1,966	\$13,584	
Denver Service Center			Guatemala	\$3,072		
Denver Service Center			Qatar	\$0		
Denver Service Center			Qatar	\$0	\$3,072	
Director's Office			Canada	\$0		
Director's Office			France	\$3,518		
Director's Office			South Africa	\$4,435		
Director's Office			China	\$6,872		
Director's Office			France	\$2,778	\$17,602	
Fire and Aviation			Australia	\$1,342	\$1,342	
Fire Management			Australia	\$2,861		
Fire Management			Australia	\$2,711	\$5,572	
HABS/HAER Div			Mexico	\$2,123		
HABS/HAER Div			France	\$2,617	\$4,740	
Harper's Ferry			France	\$0	\$0	
Historic Preservation Training Center			United Kingdom	\$2,427		

Appendix 1

NPS Foreign Travel by Region FY 2003 and First Quarter of FY 2004

Office	Last Name	First Name	Country	Traveler Total	Office Total	Region Total
Historic Preservation Training Center			Spain	\$2,046	\$4,473	
International Affairs			China	\$6,967		
International Affairs			France	\$3,625		
International Affairs			France	\$3,670		
International Affairs			South Africa	\$4,989		
International Affairs			France	\$3,213		
International Affairs			France	\$2,886		
International Affairs			Mexico	\$1,734	\$27,083	
Long Distant Trails			Mexico	\$1,495	\$1,495	
National Capital Region - travel for WASO			Spain	\$3,338	\$3,338	
Natural Resources			Canada	\$4,736		
Natural Resources			South Africa	\$5,270		
Natural Resources			Canada	\$4,233		
Natural Resources			Mexico	\$4,491		
Natural Resources			Honduras	\$1,937		
Natural Resources			Canada	\$2,050		
Natural Resources			South Africa	\$4,565		
Natural Resources			China	\$6,912		
Natural Resources			Canada	\$1,606	\$35,799	
Professional Services			Bahamas	\$0	\$0	
Public Affairs			Italy	\$1,055	\$1,055	
Section B HPTC			Germany	\$2,970	\$2,970	
Southeast Archeological Center			Italy	\$4,499		
Southeast Archeological Center			France	\$3,374	\$7,873	
Tourism			United Kingdom	\$3,162	\$3,162	
Headquarters			Japan	\$172		
Headquarters			Mexico	\$1,480	\$1,652	
U.S. Park Police			United Kingdom	\$0	\$0	
NORTHEAST						\$17,989
Assateague Island NS			Qatar	\$0	\$0	

Appendix 1

NPS Foreign Travel by Region FY 2003 and First Quarter of FY 2004

Office	Last Name	First Name	Country	Traveler Total	Office Total	Region Total
Boston Support Office			Canada	\$42		
Boston Support Office			Canada	\$42		
Boston Support Office			Canada	\$42		
Boston Support Office			Canada	\$42	\$168	
New Bedford Whaling NHP			Portugal	\$0		
New Bedford Whaling NHP			Portugal	\$0	\$0	
Northeast Regional Office			Italy	\$3,455		
Northeast Regional Office			United Kingdom	\$2,056		
Northeast Regional Office			Canada	\$2,302		
Northeast Regional Office			Canada	\$127		
Northeast Regional Office			Honduras	\$303		
Northeast Regional Office			Canada	\$1,214		
Northeast Regional Office			Canada	\$2,023		
Northeast Regional Office			Canada	\$42		
Northeast Regional Office			Canada	\$127		
Northeast Regional Office			Canada	\$127		
Northeast Regional Office			Canada	\$637		
Northeast Regional Office			Canada	\$64	\$12,478	
Philadelphia Support Office			Botswana	\$4,821	\$4,821	
Sagamore Hill NHS			Costa Rica	\$0	\$0	
Shenandoah National Park			Croatia	\$0		
Shenandoah National Park			Croatia	\$0		
Shenandoah National Park			Croatia	\$0	\$0	

Appendix 1

NPS Foreign Travel by Region FY 2003 and First Quarter of FY 2004

Office	Last Name	First Name	Country	Traveler Total	Office Total	Region Total
Southeast Archeological Center			Canada	\$247		
Southeast Archeological Center			Honduras	\$275	\$522	
NATIONAL CAPITAL						\$18,638
Frederick Douglass NHS			United Kingdom	\$2,513	\$2,513	
National Capital Regional Office			Costa Rica	\$0		
National Capital Regional Office			Canada	\$1,856		
National Capital Regional Office			United Kingdom	\$2,980		
National Capital Regional Office			Canada	\$78		
National Capital Regional Office			United Kingdom	\$2,854		
National Capital Regional Office			Guatemala	\$4,590		
National Capital Regional Office			Ecuador	\$1,185	\$13,542	
National Mall			United Kingdom	\$2,583	\$2,583	
MID WEST						\$12,828
Apostle Islands NL			Canada	\$0	\$0	
Badlands National Park			Georgia	\$4,901	\$4,901	
Isle Royale National Park			Canada	\$1,622	\$1,622	
Midwest Regional Office			Canada	\$349		
Midwest Regional Office			Canada	\$373		
Midwest Regional Office			Canada	\$279		
Midwest Regional Office			Japan	\$21		

Appendix 1

NPS Foreign Travel by Region FY 2003 and First Quarter of FY 2004

Office	Last Name	First Name	Country	Traveler Total	Office Total	Region Total
Midwest Regional Office			Canada	\$1,360	\$2,382	
Network to Freedom			Canada	\$1,304		
Network to Freedom			Canada	\$1,179	\$2,483	
Pea Ridge NMP			Canada	\$0	\$0	
Saint Croix NSR			Canada	\$1,440	\$1,440	
SOUTHEAST						\$26,723
BISC			Croatia	\$3,723	\$3,723	
GRSM			Honduras	\$277	\$277	
Southeast Archeological Center			Denmark	\$3,771	\$3,771	
Southeast Archeological Center			United Kingdom	\$1,157		
Southeast Archeological Center			Australia	\$3,008		
Southeast Archeological Center			United Kingdom	\$4,055		
Southeast Archeological Center			Mexico	\$1,901	\$10,120	
Southeast Regional Office			Italy	\$2,047		
Southeast Regional Office			Grenada	\$930		
Southeast Regional Office			South Africa	\$742		
Southeast Regional Office			Canada	\$2,789		
Southeast Regional Office			Canada	\$930		
Southeast Regional Office			Canada	\$604		
Southeast Regional Office			Dominica	\$790	\$8,833	
PACIFIC WEST						\$36,682
Big Hole Battlefield			Canada	\$0		
Big Hole Battlefield			Canada	\$0		
Big Hole Battlefield			Canada	\$1,330		
Big Hole Battlefield			Canada	\$0	\$1,330	

**NPS Foreign Travel by Region
FY 2003 and First Quarter of FY 2004**

Office	Last Name	First Name	Country	Traveler Total	Office Total	Region Total
Channel Islands National Park			France	\$0	\$0	
Columbia Cascades SO			Italy	\$2,368	\$2,368	
Lake Mead NRA			Australia	\$337	\$337	
Lava Beds NM			Peru	\$5,179		
Lava Beds NM			Costa Rica	\$0	\$5,179	
Mount Rainier National Park			Japan	\$927		
Mount Rainier National Park			Japan	\$581	\$1,507	
North Cascades National Park			Honduras	\$0	\$0	
Pacific Great Basin SO			Micronesia	\$4,673		
Pacific Great Basin SO			Spain	\$0	\$4,673	
Pacific West Regional Office			Canada	\$515		
Pacific West Regional Office			Australia	\$751		
Pacific West Regional Office			Tanzania	\$4,084		
Pacific West Regional Office			Georgia	\$0		
Pacific West Regional Office			Spain	\$140		
Pacific West Regional Office			Uganda	\$2,795		
Pacific West Regional Office			South Africa	\$4,899		
Pacific West Regional Office			South Africa	\$4,464		
Pacific West Regional Office			Canada	\$923	\$18,571	
Point Reyes NS			Honduras	\$0		
Point Reyes NS			Guatemala	\$2,644	\$2,644	
San Juan Island NHP			Canada	\$72	\$72	
Santa Monica Mountains NRA			Spain	\$0	\$0	

**NPS Foreign Travel by Region
FY 2003 and First Quarter of FY 2004**

Office	Last Name	First Name	Country	Traveler Total	Office Total	Region Total
Sequoia National Park			Japan	\$0		
Sequoia National Park			Honduras	\$0	\$0	
Yosemite National Park			Australia	\$0		
Yosemite National Park			Australia	\$0		
Yosemite National Park			Australia	\$0		
Yosemite National Park			Australia	\$0	\$0	
INTERMOUNTAIN						\$38,036
Bandelier NM			Honduras	\$387	\$387	
Chiricahua NM			Mexico	\$1,353	\$1,353	
El Malpais NM			Chile	\$2,612	\$2,612	
Fort Collins			Canada	\$1,274		
Fort Collins			Canada	\$2,000	\$3,274	
Glacier National Park			Canada	\$374		
Glacier National Park			Canada	\$374		
Glacier National Park			Canada	\$374		
Glacier National Park			Canada	\$0		
Glacier National Park			Canada	\$374		
Glacier National Park			Canada	\$0		
Glacier National Park			Canada	\$0	\$1,496	
Grand Canyon National Park			Liechtenstein	\$2,000		
Grand Canyon National Park			Canada	\$1,647	\$3,647	
Intermountain Cultural Resource Center			Chile	\$2,612	\$2,612	
Intermountain Region			Mexico	\$109		
Intermountain Regional Office			Mexico	\$109		
Intermountain Regional Office			Canada	\$406		
Intermountain Regional Office			Mexico	\$245		
Intermountain Regional Office			South Africa	\$6,024		
Intermountain			Mexico	\$1,335		

**NPS Foreign Travel by Region
FY 2003 and First Quarter of FY 2004**

Office	Last Name	First Name	Country	Traveler Total	Office Total	Region Total
Regional Office						
Intermountain			Tanzania	\$4,829		
Regional Office						
Intermountain			Japan	\$68		
Regional Office						
Intermountain			Mexico	\$129		
Regional Office						
Intermountain			Mexico	\$1,341		
Regional Office						
Intermountain			Mexico	\$1,765		
Regional Office						
Intermountain			Mexico	\$617	\$16,977	
Regional Office						
Organ Pipe Cactus NM			Mexico	\$1,012		
Organ Pipe Cactus NM			Mexico	\$0		
Organ Pipe Cactus NM			Mexico	\$1,044		
Organ Pipe Cactus NM			Mexico	\$0		
Organ Pipe Cactus NM			Mexico	\$1,044	\$3,100	
Southeast Archeological Center			Mexico	\$1,172	\$1,172	
US/Mexico Affairs Office			Mexico	\$424	\$424	
Yellowstone National Park			Canada	\$193		
Yellowstone National Park			Mexico	\$790	\$983	
ALASKA						\$50,520
Alaska Regional Office			Canada	\$982		
Alaska Regional Office			Canada	\$249		
Alaska Regional Office			Canada	\$398		
Alaska Regional Office			Russia	\$3,897		
Alaska Regional			Congo	\$9,315		

**NPS Foreign Travel by Region
FY 2003 and First Quarter of FY 2004**

Office	Last Name	First Name	Country	Traveler Total	Office Total	Region Total
Office						
Alaska Regional Office			Canada	\$309		
Alaska Regional Office			Russia	\$804		
Alaska Regional Office			Canada	\$534		
Alaska Regional Office			Russia	\$1,188		
Alaska Regional Office			Russia	\$4,433		
Alaska Regional Office			Finland	\$5,598		
Alaska Regional Office			Russia	\$1,263		
Alaska Regional Office			Canada	\$1,628		
Alaska Regional Office			Canada	\$991		
Alaska Regional Office			Russia	\$4,081		
Alaska Regional Office			Russia	\$1,381		
Alaska Regional Office			Russia	\$4,058		
Alaska Regional Office			Russia	\$995		
Alaska Regional Office			Russia	\$1,254	\$43,354	
Denali National Park			Canada	\$1,145		
Denali National Park			Canada	\$1,313	\$2,458	
Gates of the Arctic			Canada	\$387		
Gates of the Arctic			Canada	\$1,159	\$1,546	
Klondike Gold Rush NHP			Canada	\$88		
Klondike Gold Rush NHP			Canada	\$0	\$88	
Western Arctic Parklands			Canada	\$1,423		

Appendix 1

NPS Foreign Travel by Region FY 2003 and First Quarter of FY 2004

Office	Last Name	First Name	Country	Traveler Total	Office Total	Region Total
Western Arctic Parklands			Canada	\$1,423	\$2,845	
Wrangell-St. Elias National Park			Canada	\$229	\$229	
Rounding				(\$9)	(\$9)	(\$9)
Totals				\$352,644	\$352,644	\$352,644

Appendix 2

NPS Travelers to Foreign Countries FY 2003 and First Quarter of FY 2004

Last Name	First Name	Office	Country	Total
1/		Intermountain Regional	Mexico	\$1,341
		Point Reyes NS	Honduras	\$0
		Alaska	Canada	\$982
		Alaska Regional Office	Russia	\$3,897
		Alaska Regional Office	Congo	\$9,315
		HABS/HAER Div	Mexico	\$2,123
		Alaska Regional Office	Canada	\$309
		Southeast Archeological Center	Italy	\$4,499
		Southeast Archeological Center	France	\$3,374
		Public Affairs	Italy	\$1,055
		Organ Pipe Cactus NM	Mexico	\$1,012
		Midwest Regional	Canada	\$349
		Pacific West Regional Office	Tanzania	\$4,084
		Historic Preservation Training Center	United Kingdom	\$2,427
		Denver Service Center	Guatemala	\$3,072
		Alaska Regional Office	Russia	\$804
		Southeast Regional Office	Italy	\$2,047
		Harper's Ferry	France	\$0
		Professional Services	Bahamas	\$0
1/		U.S. Park Police	United Kingdom	\$0
		Intermountain Cultural Resource Center	Chile	\$2,612
		Pacific West	Canada	\$515
		Alaska Regional Office	Canada	\$534
		Southeast Archeological Center	Canada	\$247
		Sequoia NP	Japan	\$0
		Northeast Regional Office	Italy	\$3,455
		Lake Meas NRA	Australia	\$337
		Cultural Resources	Canada	\$895
		Alaska	Canada	\$249
		Southeast Regional Office	Grenada	\$930
		International Affairs	China	\$6,967
		International Affairs	France	\$3,625
		International Affairs	France	\$3,670

Appendix 2

NPS Travelers to Foreign Countries FY 2003 and First Quarter of FY 2004

Last Name	First Name	Office	Country	Total
		International Affairs	South Africa	\$4,989
		Cultural Resources	Italy	\$3,187
		Cultural Resources	Italy	\$1,385
1/		Organ Pipe Cactus NM	Mexico	\$0
		Glacier National Park	Canada	\$374
		Southeast Archeological Center	Honduras	\$275
		Pacific Great Basin SO	Micronesia	\$4,673
		Natural Resources	Canada	\$4,736
		Natural Resources	South Africa	\$5,270
1/		Apostle Islands NL	Canada	\$0
1/		Director	Canada	\$0
		Cultural Resources	France	\$3,074
1/		Yosemite National Park	Australia	\$0
		SEAC	United Kingdom	\$1,157
		Frederick Douglass NHS	United Kingdom	\$2,513
		Fort Collins	Canada	\$1,274
		Bandelier NM	Honduras	\$387
1/		Big Hole Battlefield	Canada	\$0
1/		Sagamore Hill NHS	Costa Rica	\$0
		Mount Rainier NP	Japan	\$927
		Western Arctic Parklands	Canada	\$1,423
		Intermountain Region	Mexico	\$109
		Intermountain Region	Mexico	\$109
		Alaska Regional Office	Russia	\$1,188
		Alaska Regional Office	Russia	\$4,433
		Columbia Cascades SO	Italy	\$2,368
		Northeast Regional Office	United Kingdom	\$2,056
		Alaska Regional Office	Finland	\$5,598
		Klondike Gold Rush NHP	Canada	\$88
		Northeast Regional Office	Canada	\$2,302
		Midwest Regional	Canada	\$373
		Isle Royale NP	Canada	\$1,622
1/		National Capital Regional Office	Costa Rica	\$0
		Natural Resources	Canada	\$4,233

Appendix 2

NPS Travelers to Foreign Countries FY 2003 and First Quarter of FY 2004

Last Name	First Name	Office	Country	Total
1/		Yellowstone National Park	Canada	\$193
		Klondike Gold Rush NHP	Canada	\$0
		Alaska Division	Argentina	\$1,789
		Southeast	Denmark	\$3,771
		National Mall	United Kingdom	\$2,583
		Northeast Regional Office	Canada	\$127
		Glacier National Park	Canada	\$374
		National Capital Regional Office	Canada	\$1,856
		Unknown HQ	France	\$4,105
		Glacier National Park	Canada	\$374
1/		Alaska Regional Office	Russia	\$1,263
		Yosemite National Park	Australia	\$0
		Unknown HQ	Mexico	\$4,491
1/		Alaska Regional Office	Canada	\$1,628
		Channel Islands NP	France	\$0
1/		Pacific West Regional Office	Georgia	\$0
1/		Yosemite National Park	Australia	\$0
		SEAC	Australia	\$3,008
		Unknown HQ	Argentina	\$2,961
		Intermountain Region	Canada	\$406
		Southeast Regional Office	South Africa	\$742
		Natural Resources	Honduras	\$1,937
		Director	France	\$3,518
		Director's Office	France	\$2,778
		Nat'l Capital Reg. Office	Spain	\$3,338
		Saint Croix NSR	Canada	\$1,440
		Glacier National Park	Canada	\$0
		Western Arctic Parklands	Canada	\$1,423
		Long Distant Trails	Mexico	\$1,495
		Midwest Regional	Canada	\$279
		North Cascades NP	Honduras	\$0
1/		Lava Beds NM	Peru	\$5,179
		Lava Beds NM	Costa Rica	\$0

Appendix 2

NPS Travelers to Foreign Countries FY 2003 and First Quarter of FY 2004

Last Name	First Name	Office	Country	Total
		HABS/HAER Div	France	\$2,617
		National Capital Regional Office	United Kingdom	\$2,980
		Cultural Resources	Canada	\$1,017
1/		Southeast Regional Office	Canada	\$2,789
		Pacific Great Basin SO	Spain	\$0
		El Malpais NM	Chile	\$2,612
		Midwest Regional	Japan	\$21
		Boston Support Office	Canada	\$42
		Intermountain Region	Mexico	\$245
		Director	South Africa	\$4,435
		Intermountain Region	South Africa	\$6,024
1/		National Capital Regional Office	Canada	\$78
		Cultural Resources	Canada	\$0
1/		Point Reyes NS	Guatemala	\$2,644
		Sequoia NP	Honduras	\$0
		Historic Preservation Training Ctr.	Spain	\$2,046
		Denali National Park	Canada	\$1,145
		Cultural Resources	Canada	\$1,346
		Alaska Regional Office	Canada	\$991
		Intermountain Regional	Mexico	\$1,765
		Network to Freedom	Canada	\$1,304
		Network to Freedom	Canada	\$1,179
		Midwest Regional Office	Canada	\$1,360
		Northeast Regional Office	Honduras	\$303
		Northeast Regional Office	Canada	\$1,214
		International Affairs	France	\$3,213
		International Affairs	France	\$2,886
		International Affairs	Mexico	\$1,734
1/		Shenandoah National Park	Croatia	\$0
1/		Shenandoah National Park	Croatia	\$0
1/		Shenandoah National Park	Croatia	\$0
		Northeast Regional Office	Canada	\$2,023
		Northeast Regional Office	Canada	\$42
		Director	China	\$6,872

Appendix 2

NPS Travelers to Foreign Countries FY 2003 and First Quarter of FY 2004

Last Name	First Name	Office	Country	Total
		Pacific West Regional Office	Spain	\$140
		Unknown HQ	Japan	\$172
		Pacific West Regional Office	Uganda	\$2,795
		Gates of the Arctic	Canada	\$387
		Northeast Regional Office	Canada	\$127
		Cultural Resources	Canada	\$713
		BISC	Croatia	\$3,723
		US/Mexico Affairs Office	Mexico	\$424
		Intermountain Region	Mexico	\$1,335
		Southeast Archeological Center	Mexico	\$1,901
		Glacier National Park	Canada	\$374
		Pacific West Regional Office	South Africa	\$4,899
		Administration	Argentina	\$3,165
		Organ Pipe Cactus NM	Mexico	\$1,044
1/		Organ Pipe Cactus NM	Mexico	\$0
		Big Hole Battlefield	Canada	\$1,330
1/		Big Hole Battlefield	Canada	\$0
1/		Denver Service Center	Qatar	\$0
		Grand Canyon NP	Liechtenstein	\$2,000
		Intermountain Region	Tanzania	\$4,829
1/		Glacier National Park	Canada	\$0
		Gates of the Arctic	Canada	\$1,159
		Wrangell-St. Elias NP	Canada	\$229
		Philadelphia Support Office	Botswana	\$4,821
		Fire and Aviation	Australia	\$1,342
		Alaska	Canada	\$398
		Alaska Regional Office	Russia	\$4,081
		Alaska Regional Office	Russia	\$1,381
1/		Glacier National Park	Canada	\$0
		Fire Management	Australia	\$2,861
		Section B HPTC	Germany	\$2,970
		Boston Support Office	Canada	\$42
1/		Yosemite National Park	Australia	\$0

Appendix 2

NPS Travelers to Foreign Countries FY 2003 and First Quarter of FY 2004

Last Name	First Name	Office	Country	Total
1/		New Bedford Whaling NHP	Portugal	\$0
1/		New Bedford Whaling NHP	Portugal	\$0
		Southeast Archeological Center	Mexico	\$1,172
		Unknown HQ	Mexico	\$1,480
		Boston Support Office	Canada	\$42
1/		Santa Monica Mountains NRA	Spain	\$0
1/		Pea Ridge NMP	Canada	\$0
		Pacific West	Australia	\$751
		Cultural Resources	Spain	\$1,966
		Northeast Regional Office	Canada	\$127
		Boston Support Office	Canada	\$42
		SEAC	United Kingdom	\$4,055
		National Capital Regional Office	United Kingdom	\$2,854
		Natural Resources	Canada	\$2,050
		Natural Resources	South Africa	\$4,565
		National Capital Regional Office	Guatemala	\$4,590
		National Capital Regional Office	Ecuador	\$1,185
		Denali National Park	Canada	\$1,313
		GRSM	Honduras	\$277
		Badlands National Park	Georgia	\$4,901
		Yellowstone National Park	Mexico	\$790
		Southeast Regional Office	Canada	\$930
		SERO	Canada	\$604
		AD Visitor and Resource Program	South Africa	\$4,396
		Intermountain Regional	Mexico	\$617
		Organ Pipe Cactus NM	Mexico	\$1,044
		Tourism	United Kingdom	\$3,162
		Fort Collins	Canada	\$2,000
		Pacific West Regional Office	South Africa	\$4,464
		Mount Rainier NP	Japan	\$581
1/		Denver Service Center	Qatar	\$0

Appendix 2

NPS Travelers to Foreign Countries FY 2003 and First Quarter of FY 2004

Last Name	First Name	Office	Country	Total
		Intermountain Region	Japan	\$68
		San Juan Island NHP	Canada	\$72
		Northeast Regional Office	Canada	\$637
		Northeast Regional Office	Canada	\$64
		Natural Resources	China	\$6,912
		Pacific West Regional Office	Canada	\$923
		Alaska Regional Office	Russia	\$4,058
		Alaska Regional Office	Russia	\$995
1/		Big Hole Battlefield	Canada	\$0
		Chiricahua NM	Mexico	\$1,353
		Grand Canyon NP	Canada	\$1,647
		Natural Resources	Canada	\$1,606
		Southeast Regional Office	Dominica	\$790
		Fire Management	Australia	\$2,711
		Alaska Regional Office	Russia	\$1,254
		Intermountain Region	Mexico	\$129
1/		Assateague Island NS	Qatar	\$0
				\$(9)
Total				\$352,644

^{1/} Costs reimbursed by another agency.

Names of employees have been redacted pursuant to exemption (b)(6) of the Freedom of Information Act.